

CATO Series
LED Downlight



80°



(1000 Lm)
(2000 Lm)



C6F

70°



C6R

90°



(2000 Lm)
(3000 Lm)



C8F

80°



C8R

90°



150



CS6F

80°



CS6R

90°



205




CS8F


80°



CS8R



Flexible design for round version
Twisted & Lock mounting ring
F version and **R** version can be
changed easily.
Different color of mounting ring
is changeable



General Lighting

Comprehensive range
F version with flush diffuser;
R version with anti-glare reflector
Four different Round and Square size
Best choice for general lighting



C6F



C8F

Function

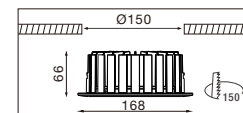
- Thermally engineered heatsink is robust and offers cooler operation. - High grade diffuser provides uniform light as well as greatly illuminates environment.
- Round cutout: 150mm for C6F, 205mm for C8F, easy to install with two spring clips.
- High quality SAMSUNG SMD LED and Philips LED driver.
- Easy replacement of 1x26W and 2x26W CFL downlight for C6F.
- Easy replacement of 2x26W and 2x32W CFL downlight for C8F.



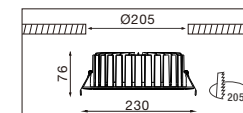
- Ambient operating temperature: -20°C~+40°C
- Storage temperature: -30°C~+60°C

LED Driver

External Driver (CE/CB/SAA certificated)
Non-Dim: standard
Phase Dim: optional
1-10V /Touch /DALI Dim: on project request



C6F

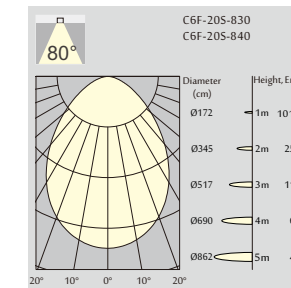
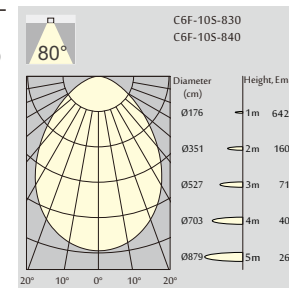


C8F



C6F

3000K
(Standard)

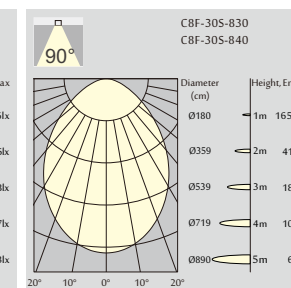
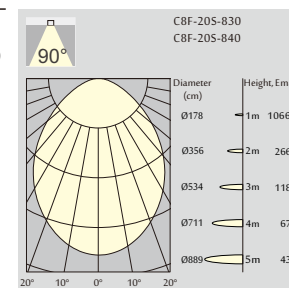


Order Information

C6F-10S 1000 Lm MODELS (White trim, SAMSUNG LED)						
Code	LED output	Downlight output	LED Power	System Power	CRI	CCT
C6F-10S-830	1400 lm	1100 lm	10.5 W	13 W	83	3000K
C6F-10S-840	1500 lm	1200 lm	10.5 W	13 W	83	4000K
C6F-20S 2000 Lm MODELS (White trim, SAMSUNG LED)						
Code	LED output	Downlight output	LED Power	System Power	CRI	CCT
C6F-20S-830	2400 lm	1900 lm	19 W	22 W	83	3000K
C6F-20S-840	2600 lm	2100 lm	19 W	22 W	83	4000K

C8F

3000K
(Standard)



Order Information

C8F-30S 3000 Lm MODELS (White trim, SAMSUNG LED)						
Code	LED output	Downlight output	LED Power	System Power	CRI	CCT
C8F-30S-830	4000 lm	3200 lm	32 W	35 W	83	3000K
C8F-30S-840	4200 lm	3400 lm	32 W	35 W	83	4000K
C8F-20S 2000 Lm MODELS (White trim, SAMSUNG LED)						
Code	LED output	Downlight output	LED Power	System Power	CRI	CCT
C8F-20S-830	2400 lm	1900 lm	19 W	22 W	83	3000K
C8F-20S-840	2600 lm	2100 lm	19 W	22 W	83	4000K



LED Downlight