

**CATO Series**  
LED Downlight



(1000 Lm)  
(2000 Lm)



C6F



C6R



CS6F



CS6R



(2000 Lm)  
(3000 Lm)



C8F




C8R




CS8F



CS8R



Flexible design for round version  
Twisted & Lock mounting ring  
**F** version and **R** version can be changed easily.  
Different color of mounting ring is changeable



## General Lighting

Comprehensive range  
**F** version with flush diffuser;  
**R** version with anti-glare reflector  
Four different Round and Square size  
Best choice for general lighting




CS6R



CS8R

Function

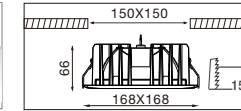
- Thermally engineered heatsink is robust and offers cooler operation
- High grade diffuser provides uniform light as well as greatly illuminates environment
- Anti-glare reflector creates visual comfort
- Real square cutout (150mmx150mm for CS6R, 205mmx205mm for CS8R) and square reflector are designed for Architect's aesthetical request
- High quality SMD LED and Philips LED driver
- Easy replacement of 1x26W and 2x26W CFL downlight for CS6R.
- Easy replacement of 2x26W and 2x32W CFL downlight for CS8R.



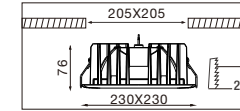
- Ambient operating temperature: -20°C~+40°C  
- Storage temperature: -30°C~+60°C

LED Driver

External Driver (CE/CB/SAA certificated)  
Non-Dim: standard  
Phase Dim: optional  
1-10V /Touch /DALI Dim: on project request



CS6R

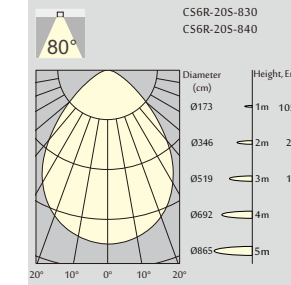
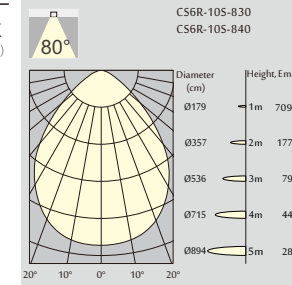


CS8R



CS6R

3000K  
(Standard)



Order Information

**CS6R-10S 1000 Lm MODELS** (White trim, SAMSUNG LED)

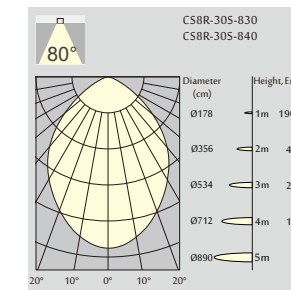
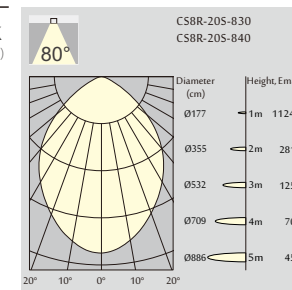
Code	LED output	Downlight output	LED Power	System Power	CRI	CCT
CS6R-10S-830	1400 lm	1100 lm	10.5 W	13 W	83	3000K
CS6R-10S-840	1500 lm	1200 lm	10.5 W	13 W	83	4000K

**CS6R-20S 2000 Lm MODELS** (White trim, SAMSUNG LED)

Code	LED output	Downlight output	LED Power	System Power	CRI	CCT
CS6R-20S-830	2400 lm	1900 lm	19 W	22 W	83	3000K
CS6R-20S-840	2600 lm	2100 lm	19 W	22 W	83	4000K

CS8R

3000K  
(Standard)



Order Information

**CS8R-30S 3000 Lm MODELS** (White trim, SAMSUNG LED)

Code	LED output	Downlight output	LED Power	System Power	CRI	CCT
CS8R-30S-830	4000 lm	3200 lm	32 W	35 W	83	3000K
CS8R-30S-840	4200 lm	3400 lm	32 W	35 W	83	4000K

**CS8R-20S 2000 Lm MODELS** (White trim, SAMSUNG LED)

Code	LED output	Downlight output	LED Power	System Power	CRI	CCT
CS8R-20S-830	2400 lm	1900 lm	19 W	22 W	83	3000K
CS8R-20S-840	2600 lm	2100 lm	19 W	22 W	83	4000K

